

Where are U.S. women in 2013?

Despite making up a majority of the population, women are still missing where it can matter most: positions of power and leadership in elected office and the private sector.

Women make up 50.8 percent of the U.S. population



But only...



percent of the Senate



percent of the House of Representatives



percent of Congress




percent of mayors in the 100 largest U.S. cities



percent of governors



percent of Fortune 500 company CEOs



If our population reflected our leadership, only

1 in 10

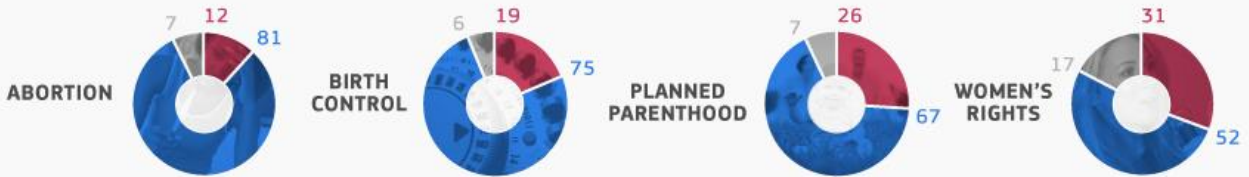
people in the United States would be women

Sources: "Current Numbers of Women Officeholders," available at http://www.cawp.rutgers.edu/fast_facts/levels_of_office/Current_Numbers.php (last accessed March 2013); "Knowledge Center: Women CEOs of the Fortune 1000," available at <http://www.catalyst.org/knowledge/women-ceos-fortune-1000> (last accessed March 2013).

SILENCED GENDER GAP IN THE 2012 ELECTION COVERAGE

WOMEN QUOTED MEN QUOTED ORGANIZATIONS QUOTED ALL NUMBERS IN %

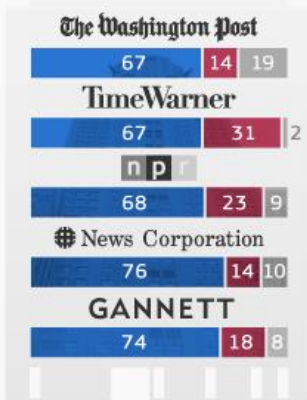
WHO'S QUOTED ABOUT WOMEN'S ISSUES IN PRINT MEDIA?



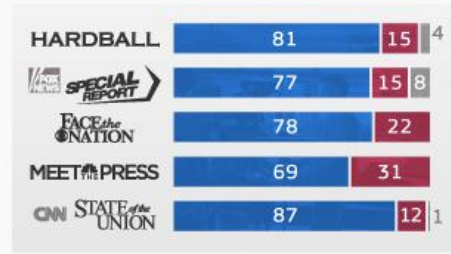
WOMEN QUOTED BY MAJOR NEWSPAPERS



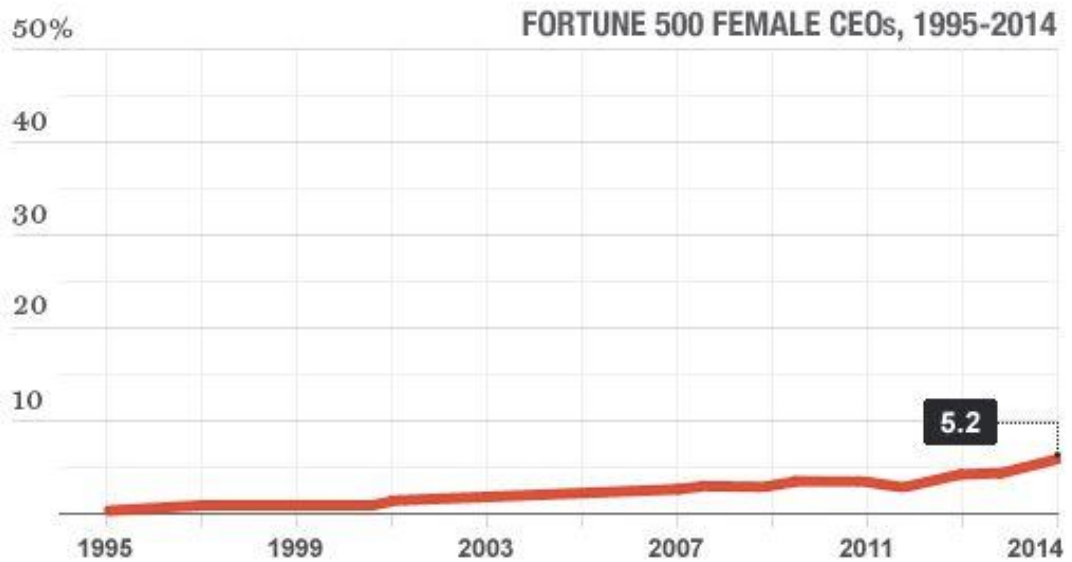
WOMEN QUOTED BY MAJOR MEDIA COMPANIES



WOMEN QUOTED BY TOP TV NEWS SHOWS



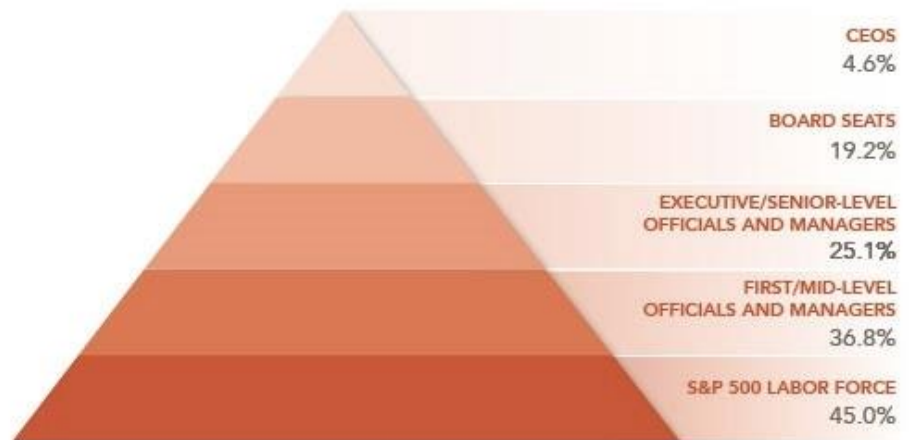
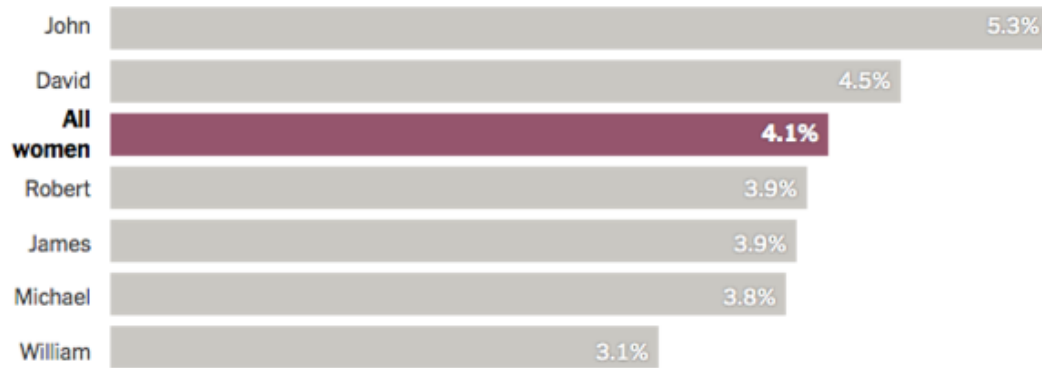
The 4th Estate contextually analyzes and counts quotes from a sample of US national print, TV broadcast and radio outlets covering the 2012 election from 11/1/11 - 5/1/12. For more information and research visit www.4thEstate.net. Product names, logos, brands and other trademarks referred to within this graphic are the property of their respective owners. These trademark holders are not affiliated with and do not endorse The 4th Estate.



Source: Catalyst; Pew Research Center

Guys Named John, and Gender Inequality

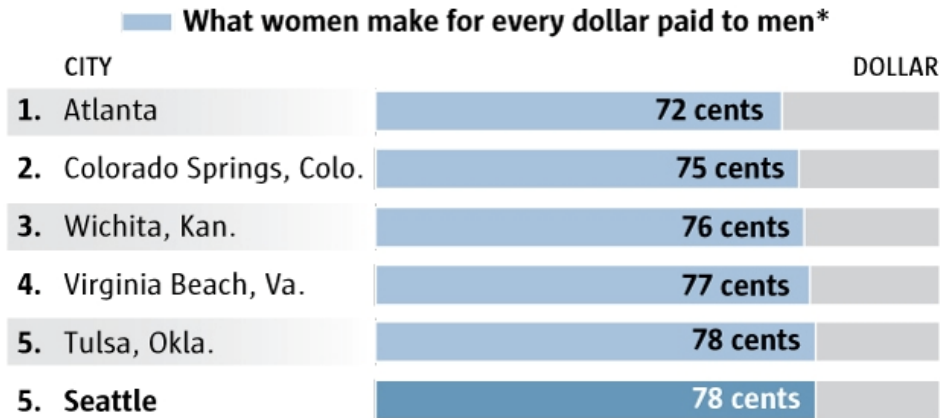
Share of C.E.O.s of S.&P. 1500 companies by C.E.O. name



WOMEN IN S&P 500 COMPANIES

U.S. cities with widest pay gaps

Seattle women earned 78 cents for every dollar earned by men in 2013, which tied for the fifth-widest gender-pay gap among the 50 largest U.S. cities.



*Based on median earnings for full-time, year-round employment

Source: U.S. Census Bureau, 2013

GARLAND POTTS / THE SEATTLE TIMES

The Narrowing of the Gender Wage Gap, 1980-2012

Median hourly earnings of women as a percent of men's



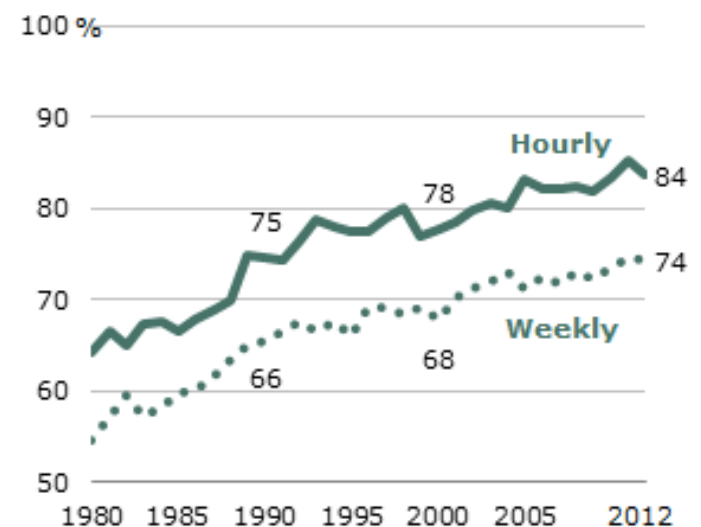
Note: Estimates are for civilian, non-institutionalized, full- or part-time employed workers with positive earnings. Self-employed workers are excluded.

Source: Pew Research Center tabulations of Current Population Survey data.

PEW RESEARCH CENTER

Median Hourly and Weekly Earnings of Women as a Percent of Men's, 1980 to 2012

Ages 16 and older



Note: Estimates are for all civilian, non-institutionalized employed workers with positive earnings. Excludes self-employed. Data labels shown for 1990, 2000 and 2012.

Source: Pew Research Center tabulations of Current Population Survey data

PEW RESEARCH CENTER